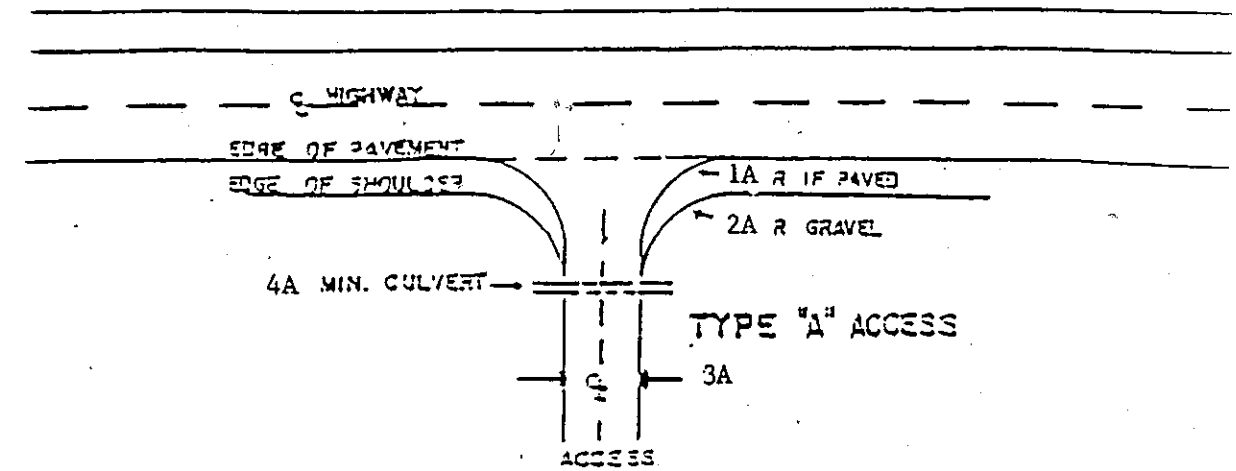


Exhibit C Access Design Standards

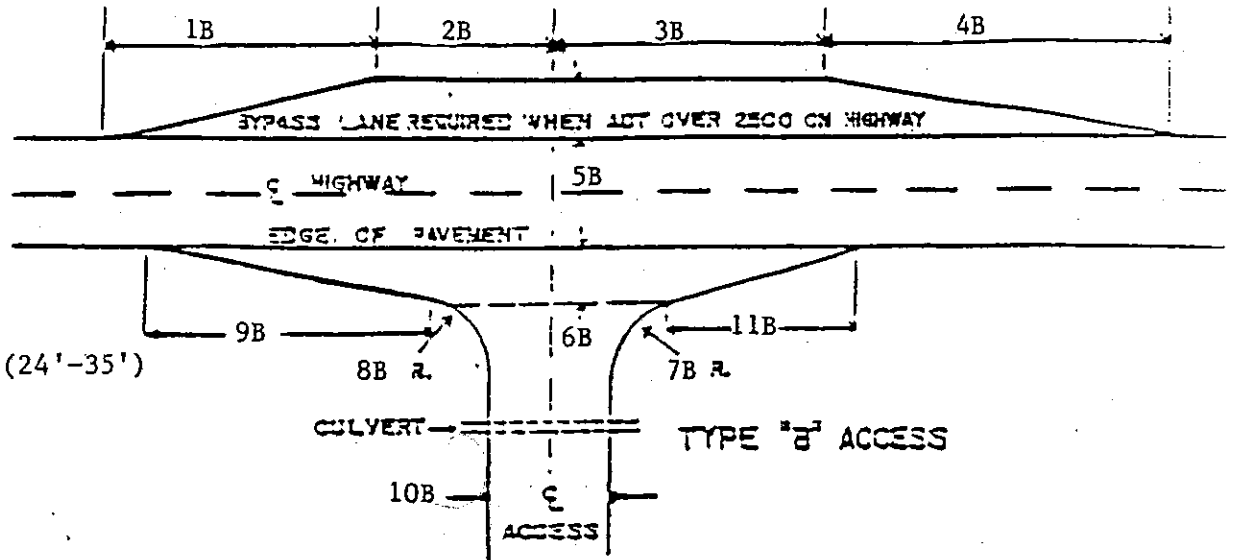
KEY

- △ = 6.096m (20')
- ∇ = 6.096m (20')
- A = 6.096m - 7.315m (20'-24')
- A = 7.315m (24')



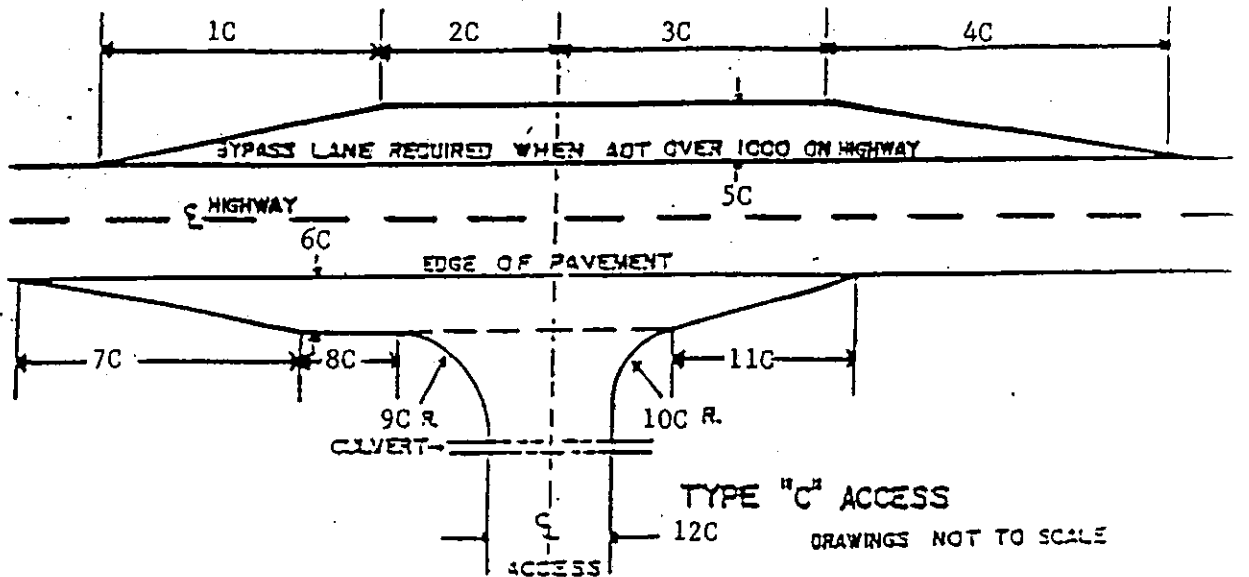
KEY

- 1B = 45.72m (150')
- 2B = 30.48m (100')
- 3B = 45.72m (150')
- 4B = 60.96m (200')
- 5B = 3.6576m (12')
- 6B = 3.6576m (12')
- 7B = 12.192m (40')
- 8B = 18.288m (60')
- 9B = 45.72m (150')
- 10B = 7.315m - 10.668m (24'-35')
- 11B = 30.48m (100')



KEY

- 1C = 45.72m (150')
- 2C = 30.48m (100')
- 3C = 45.72m (150')
- 4C = 60.96m (200')
- 5C = 3.657m (12')
- 6C = 3.657m (12')
- 7C = 45.72m (150')
- 8C = 15.24m (50')
- 9C = 18.288m (60')
- 10C = 12.192m (40')
- 11C = 30.48m (100')
- 12C = 7.315m - 10.668m (24'-35')



DRAWINGS NOT TO SCALE

